


## Boat-Over-Boat Rescue


If a canoe capsizes when another canoe is nearby to help, this rescue method will enable you to right their canoe, while dumping all the water, and assist its former passengers back into the boat.

Bring your canoe perpendicular to the capsized canoe, with their bow or stern touching the center of your canoe. Make sure the capsized canoe is upside down in the water.




Carefully move to the center of your canoe and with the assistance of the capsized paddlers lift the end of their upside down canoe onto the gunwale of your canoe.

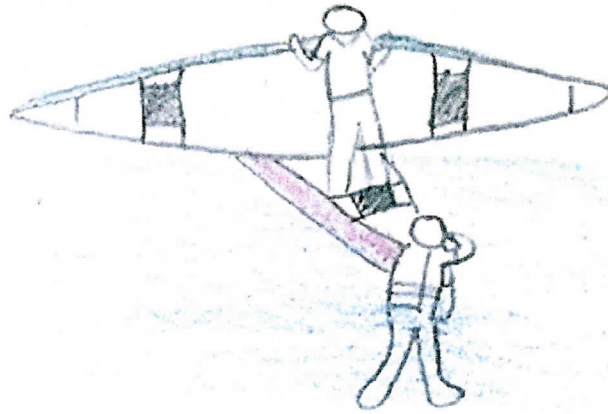
It is helpful if one of the people in the water gets onto the far end of the capsized canoe, pushing it under water and lifting the other end.




Work together to pull the canoe evenly across both gunwales of your boat until the middle of the capsized canoe is over the middle of your canoe and, carefully balanced, the whole boat is out of the water.



Carefully roll the canoe over so that it is right side up.



Slide the canoe back into the water (and keep a hand on it so it doesn't float away!)



Turn the capsized boat parallel to your canoe and hold onto the gunwales while its passengers do their best to climb back into their boat.

